

# Data Unit 2021 6-month Report

## Community Overdose Action Team (COAT)

---

Period: January 1, 2021 through June 30, 2021

Montgomery County, Ohio



**Community Overdose Action Team**  
*Working Together To Combat Overdoses and Drug Abuse*

*Our goal is to reduce the number of people dying from overdoses and drug abuse.*

## **Data Unit Overview**

With representatives from agencies across Montgomery County, the goal of the Data Unit is to enhance efforts to monitor drug use and drug-related morbidity and mortality. Activities include providing data to COAT branches, sharing data between agencies, updating members on data sources and activities, and producing a six month and annual Data Report.

### **COAT Data Sharing Unit Members:**

**Caresse Boyd** - Public Health - Dayton & Montgomery County

**Lt. Matthew Dickey** - Dayton Police Department

**Shawn Dunlavy** - Montgomery County

**Dawn Ebron** - Public Health - Dayton & Montgomery County

**Josh Gratsch** - Ascend Innovations Inc.

**Susan Herzfeld** - Public Health - Dayton & Montgomery County

**Dr. Matthew Juhascik** - Montgomery County Coroner's Office

**Dr. Sara Paton** - Wright State University

**Ashley Seybold** - Public Health - Dayton & Montgomery County

**Andrew Sokolnicki** - Montgomery County ADAMHS

**Bob Stoughton** - Montgomery County/University of Dayton

# Contents

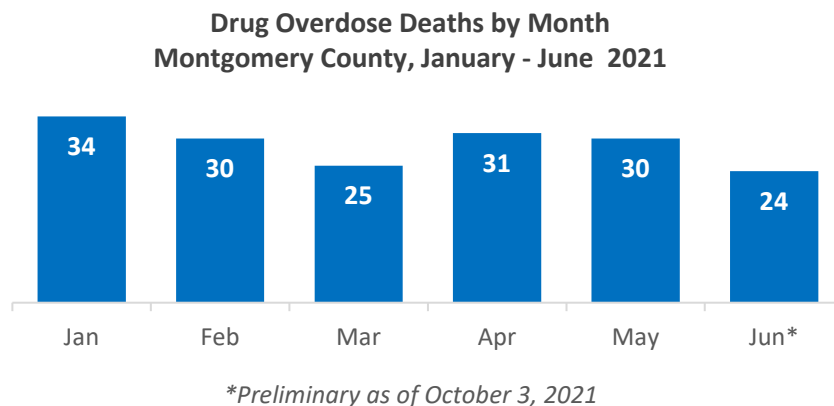
|  |           |
|--|-----------|
| <b>Data Unit Overview</b> .....                        | <b>2</b>  |
| <b>Drug Overdose Deaths</b> .....                      | <b>4</b>  |
| Overdose Deaths by Month .....                         | 4         |
| Demographics .....                                     | 4         |
| Drug Types .....                                       | 6         |
| Fentanyl Analogues.....                                | 7         |
| Criminal History .....                                 | 8         |
| Incident Location.....                                 | 9         |
| <b>Drug Overdose Emergency Department Visits</b> ..... | <b>11</b> |
| Demographic Information.....                           | 11        |
| <b>Harm Reduction Initiatives</b> .....                | <b>12</b> |
| Syringe Services (CarePoint) .....                     | 12        |
| Naloxone Distribution and Overdose Reversals .....     | 13        |
| <b>Drug Seizure</b> .....                              | <b>14</b> |
| Law Enforcement Drug Seizures and Forfeitures .....    | 14        |
| Drugs Seized.....                                      | 15        |
| <b>Drug Screen Results</b> .....                       | <b>16</b> |
| <b>Prescription Opioids</b> .....                      | <b>17</b> |
| <b>Treatment</b> .....                                 | <b>18</b> |
| <b>Addendum</b> .....                                  | <b>19</b> |

## Drug Overdose Deaths

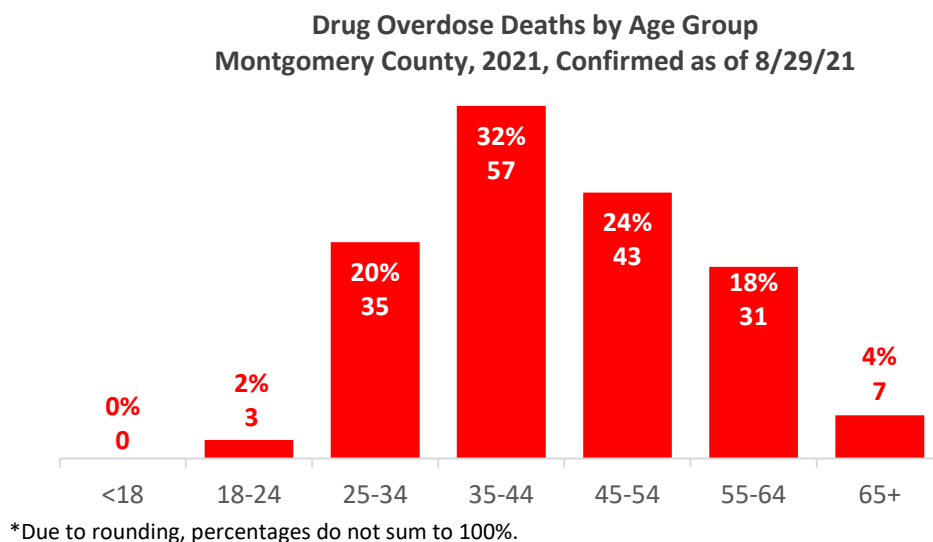
There were **174 suspected and confirmed drug overdose deaths** between January and June 2021; this is similar to the 175 deaths during the same period in 2020.

The 176 drug overdose deaths in this report include residents and non-residents of Montgomery County who died in Montgomery County that occurred in 2021 and were confirmed as of August 29, 2021. This report does not include residents who died outside of Montgomery County. Overdose death data are provided by the Montgomery County Coroner's Office; deaths that were not confirmed by August 29, 2021 are not included in this report.

### Overdose Deaths by Month

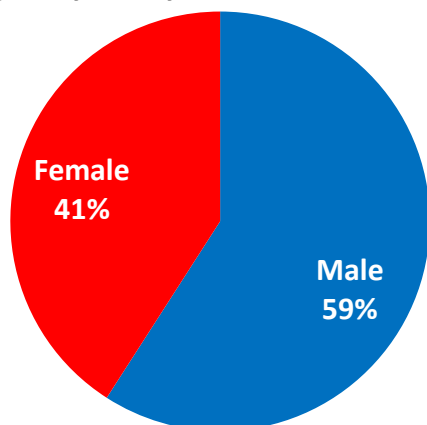


### Demographics



The highest percentage of drug overdose deaths occurred in the age group **35 to 44 years** (32%). The median age increased from 40 in the first six months of 2020 to 43 in early 2021.

**Drug Overdose Deaths by Sex  
Montgomery County, 2021, Confirmed as of 8/29/21**

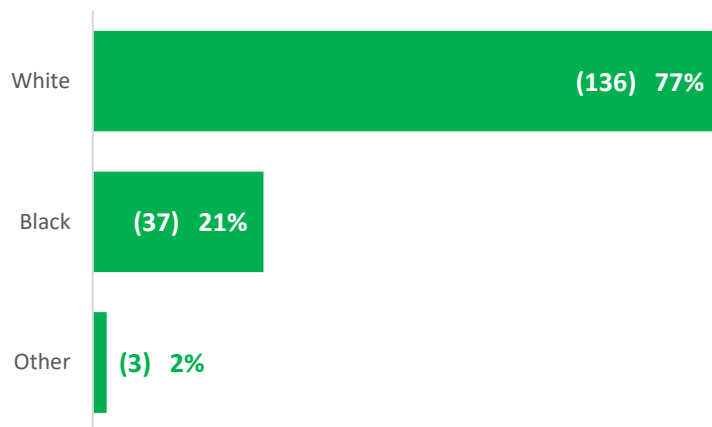


**Forty-one percent** (72 of 176) of individuals who died of a drug overdose were **female** and **59%** (104 of 176) were **male**.

The **percent who were female increased slightly**. Between January and June of 2020, 34% of drug overdose deaths were among women.

**Whites** accounted for 77% of drug overdose deaths. Thirty-seven (37) of the 176 drug overdose deaths were among **Blacks** (21% of the total). This is a **decrease** from the first six months of 2020 when 29% of overdose deaths were among Blacks.

**Drug Overdose Deaths by Race  
Montgomery County, 2021, Confirmed as of 8/29/21**



**Overdose Deaths Among Black Men**

Black men represented 11.9% of overdose deaths. This is similar to the percent of individuals who were Black men in the first six months of 2019; this percent nearly doubled in early 2020.

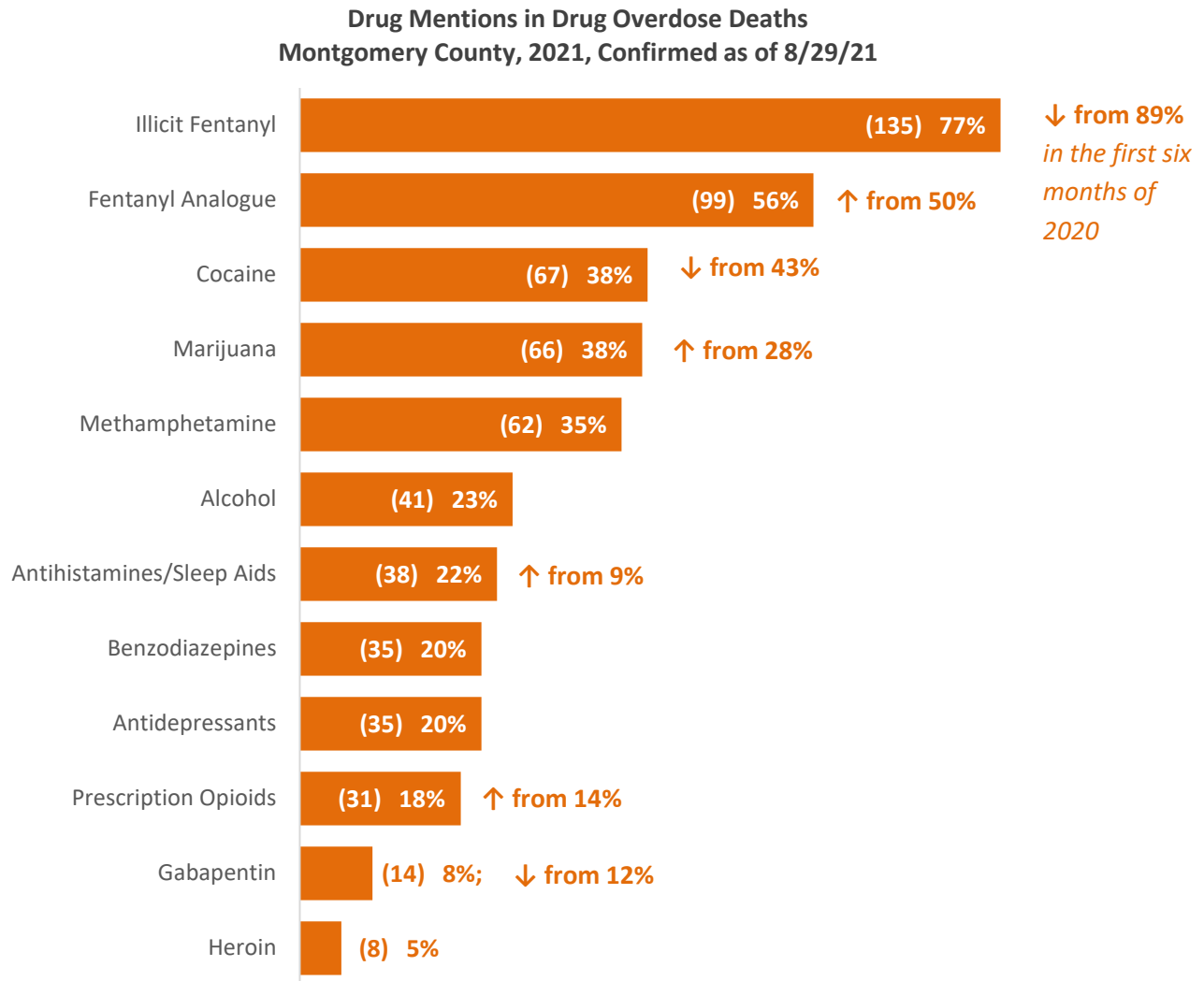
**Overdose Deaths by Sex and Race  
Montgomery County, January – June, 2019 - 2021**

|                  | 2019         | 2020         | 2021          |              |
|------------------|--------------|--------------|---------------|--------------|
|                  | Jan-Jun      | Jan-Jun      | As of 8/29/21 |              |
|                  | %            | %            | #             | %            |
| Black Women      | 9.6%         | 6.9%         | 16            | 9.1%         |
| <b>Black Men</b> | <b>12.0%</b> | <b>22.3%</b> | <b>21</b>     | <b>11.9%</b> |
| White Women      | 29.6%        | 26.9%        | 56            | 31.8%        |
| White Men        | 48.0%        | 42.9%        | 80            | 45.5%        |
| Other Women      | 0.0%         | 0.0%         | 0             | 0.0%         |
| Other Men        | 0.8%         | 1.1%         | 3             | 1.7%         |
| <b>Total</b>     | <b>100%</b>  | <b>100%</b>  | <b>176</b>    | <b>100%</b>  |

## Drug Types

**Definition of a Drug Mention**

A drug “mention” means a specific drug was found in a bodily system of an individual who died, but the particular drug was not necessarily the sole cause of death. The presence of multiple drugs in a person's system can result in more than one mention for that individual.

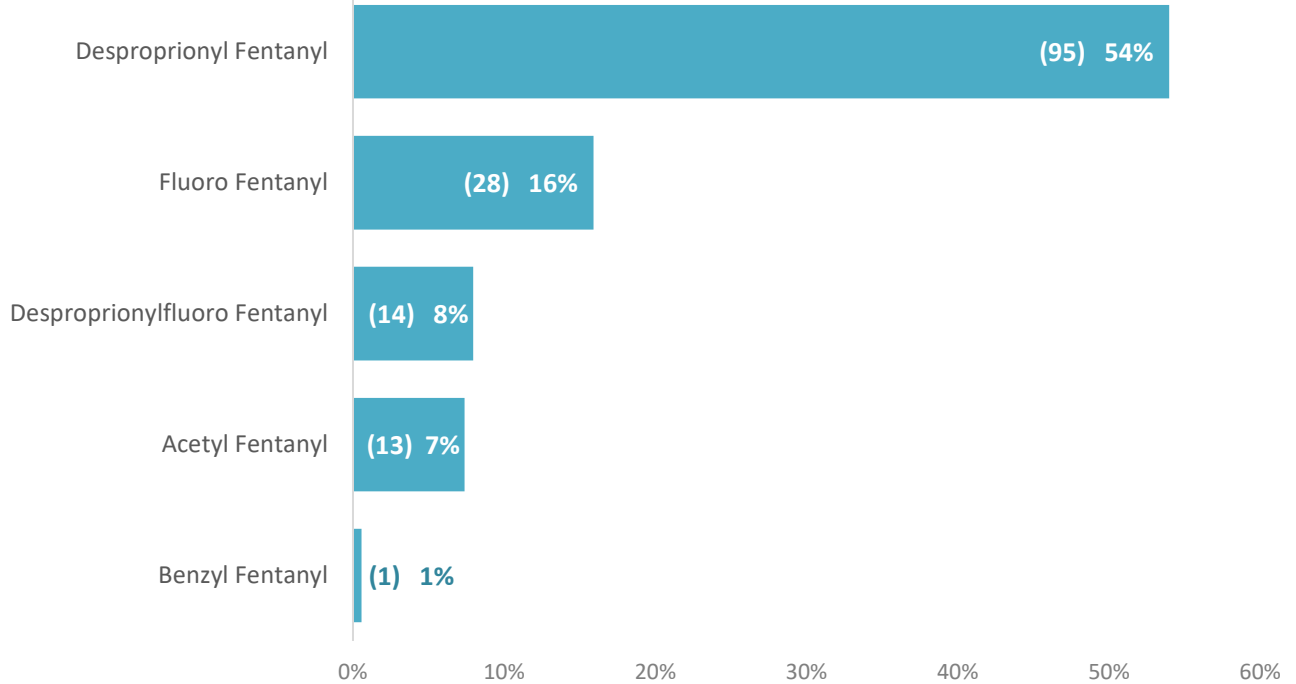


Of those who died from a drug overdose, 77% had **illicit fentanyl** in their system, the most common drug mention among confirmed deaths in 2021. **Fentanyl analogues** (drugs with a similar chemical structure to fentanyl) were the second most common drug mention, representing 56% of overdose deaths. **Cocaine and marijuana** were each present in 38% of toxicology screens.

The percent of deaths involving **illicit fentanyl decreased** from 89% during the first six months of 2020, while the percent involving **fentanyl analogues increased** from 50%. The percent of deaths involving **cocaine** and **gabapentin decreased** while, **marijuana, antihistamines, and prescription opioids increased**.

## Fentanyl Analogues

Types of Fentanyl Analogues in Drug Overdose Deaths  
Montgomery County, 2021, Confirmed as of 8/29/21



**Despropionyl fentanyl** (found in 54% of deaths) was the most common fentanyl analogue found during drug overdose autopsies, followed by **fluoro fentanyl** (found in 16% of deaths). The percent of deaths involving **despropionyl fentanyl increased** from 42% in the first six months of 2020.

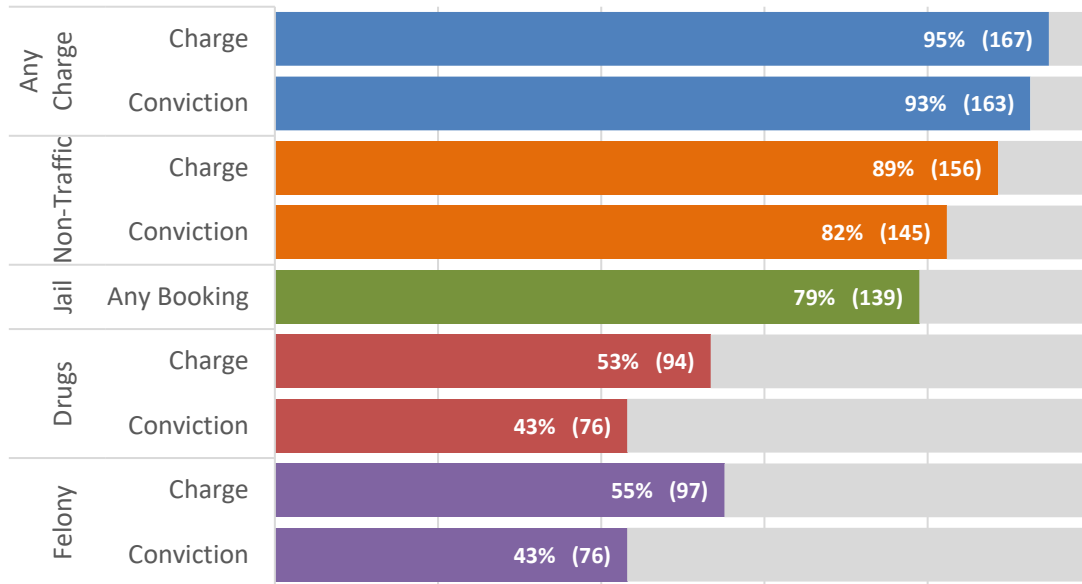
**Carfentanil**, the most common fentanyl analogue in 2017, was not present in any autopsies in 2020 or so far in 2021.

## Criminal History

This section presents law enforcement data on the individuals who died of a drug overdose in Montgomery County. These data are collected from JusticeWeb, a portal that aggregates information from criminal justice agencies in and around Montgomery County. Note that not all agencies report data to JusticeWeb. Charges include any criminal complaints that were filed with a local court. Convictions include trial verdicts and pleading guilt.

### Lifetime Cases and Convictions in Overdose Deaths Montgomery County, 2021, Confirmed as of 8/29/21

(Includes data reported to JusticeWeb)



The percent of individuals with a **drug charge** during their lifetime **decreased** from 60% in the first half of 2020 to 53% in 2021.

Of the 94 individuals with any drug-related charge, 76% (71) had more than one such charge.

### Number of Lifetime Drug Charges in Overdose Deaths Montgomery County, 2021, Confirmed as of 8/29/21

| Charges      | Individuals | Percent     |
|--------------|-------------|-------------|
| 0            | 82          | 47%         |
| 1            | 23          | 13%         |
| 2            | 17          | 10%         |
| 3            | 10          | 6%          |
| 4            | 8           | 5%          |
| 5            | 12          | 7%          |
| 6            | 6           | 3%          |
| 7            | 7           | 4%          |
| 8+           | 11          | 6%          |
| <b>Total</b> | <b>176</b>  | <b>100%</b> |



**Days Between Law Enforcement Contact and Overdose Deaths  
Montgomery County, 2021, Confirmed as of 8/29/21**

| Time Between Last Contact and Death | Any Contact |     | Release From Jail |     | Drug Contact |     |
|-------------------------------------|-------------|-----|-------------------|-----|--------------|-----|
| Ever                                | 167         | 95% | 139               | 79% | 94           | 53% |
| Within 1 Year                       | 83          | 47% | 36                | 20% | 32           | 18% |
| Within 1 Month                      | 24          | 14% | 7                 | 4%  | 5            | 3%  |
| Within 1 Week                       | 6           | 3%  | 1                 | 1%  | 1            | 1%  |

*Note: Table includes all individuals who had contact during a listed time period. For example, "Within 1 Year" also includes individuals who had contact within one month and one week.*

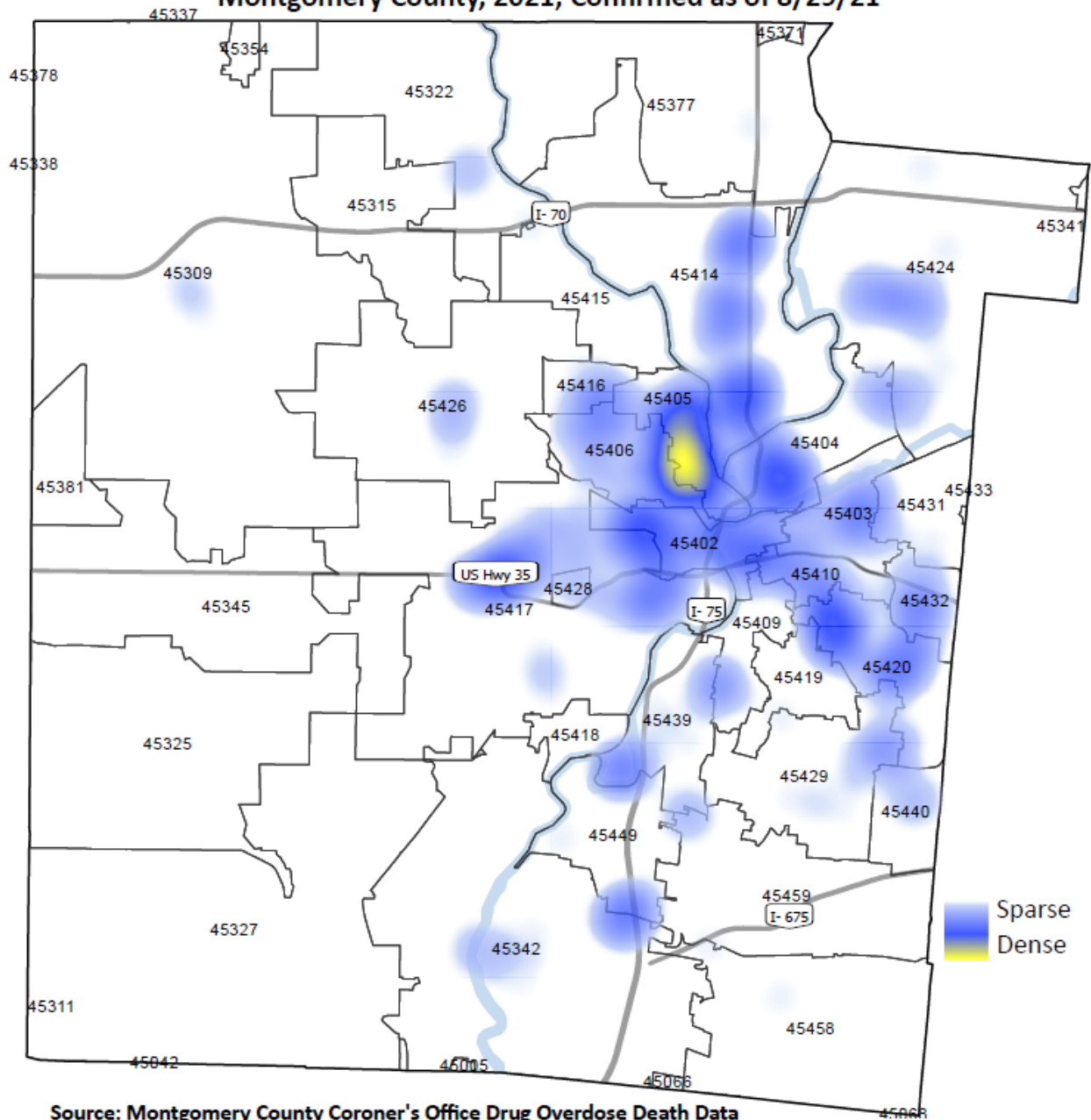
**Forty-seven percent** (83 of 176) of individuals had contact with the criminal justice system within **one year** of death; 14% (24) had contact within **one month** of death and 3% (6) had contact within **one week** of death. The percent of individuals with a **jail booking within 1 year of death decreased** from 33% in the first half of 2020 to 20% in 2021. Contact is defined as a charge, court appearance, or jail booking.

**Prior Criminal Charges in Drug Overdose Deaths  
Montgomery County, 2021, Confirmed as of 8/29/21**

| Charges                       | Individuals | Percent |
|-------------------------------|-------------|---------|
| Drug Charges                  | 94          | 53%     |
| Robbery/Theft                 | 79          | 45%     |
| Disorderly Conduct            | 69          | 39%     |
| OVI                           | 69          | 39%     |
| Assault                       | 57          | 32%     |
| Domestic Violence             | 48          | 27%     |
| Obstructing Official Business | 43          | 24%     |
| Public Intoxication           | 40          | 23%     |
| Trespassing                   | 38          | 22%     |
| Fraud                         | 37          | 21%     |
| Weapons Charges               | 37          | 21%     |

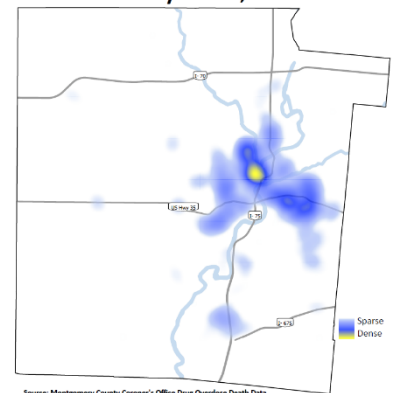
**Fifty-three percent** (94 of 176) of individuals who died of an overdose had a prior **drug charge**; this is a **decrease** from 60% in the first six months of 2020. The next most common criminal charges were **robbery/theft** (45%), **disorderly conduct** (39%), **OVI** (39%), and **assault** (32%). There was an increase in the percent of individuals with a prior charge for **child maltreatment** (from 4.6% to 11%), **OVI** (from 31% to 38%), and **weapons offenses** (from 11% to 21%).

## Density of Drug Overdose Deaths by Incident Location Montgomery County, 2021; Confirmed as of 8/29/21



This map shows a concentration of incident locations for drug overdose deaths. The largest cluster appears in zip code 45405 along North Main Street.

January - June, 2020



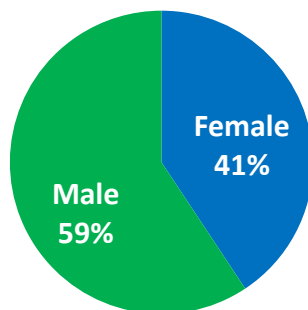
## Drug Overdose Emergency Department Visits

Data regarding drug overdose emergency department visits come from EpiCenter, Ohio's syndromic surveillance system. Drug-related visits were counted as overdoses if descriptions specifically stated the terms "OD" or "overdose." Drug-related visits with references to suicidal ideations or intentional self-harm, or to everyday drugs such as Tylenol or insulin, were excluded from overdose counts.

Because of recent modifications in Ohio's Syndromic Surveillance System, some hospitals have missing data for the first half of 2021. Because of this, comparisons cannot reliably be made across time or geographic area. Demographic information is presented below for the 440 overdose hospital visits in the system for Montgomery County residents. Future reports will include additional information when data quality has improved.

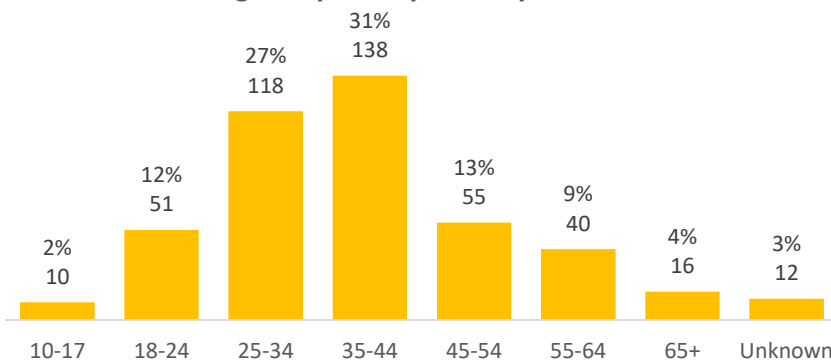
### Demographic Information

Drug Overdose Visits by Sex  
January - June 2021



**Fifty-nine (59%) percent** of overdose ED visits were **male**, 41% were female. This is similar to the same time period during 2020.

Overdose Emergency Department Visits by Age  
Montgomery County, January - June 2021



Patients ages **25 to 54** years accounted for 71% of overdose ED visits in January to June 2021; this is consistent with the first six months of 2020. **The median age was 37**, this is one year older than the median age of 36 in the first half of 2020.

## Harm Reduction Initiatives

### Syringe Services (CarePoint)

The CarePoint Syringe Services program began on April 17, 2015. The program currently operates at three separate locations: Vogel Health Center, CarePoint Mobile Unit behind DayMont, and CarePoint Mobile Unit near East End Community Services. Services at the Life Enrichment Center ended in April 2021.

Between January and June 2021, there were **2,713 encounters** and a total of **159,451 syringes** exchanged. This represents a **similar number of encounters to 2020**, but a **12% increase in the number of syringes**.

#### CarePoint (Syringe Services) Encounters by Type and Location, January – June 2021

| Type of Encounter           | Total               | LEC                | East End Mobile  | Vogel              | DayMont Mobile    |
|-----------------------------|---------------------|--------------------|------------------|--------------------|-------------------|
| New Client                  | 107                 | 43                 | 13               | 50                 | 1                 |
| Repeat Client               | 2,586               | 984                | 493              | 993                | 116               |
| Exchange for Other          | 20                  | 9                  | 3                | 7                  | 1                 |
| <b>Total Encounters (%)</b> | <b>2,713 (100%)</b> | <b>1,036 (38%)</b> | <b>509 (19%)</b> | <b>1,050 (39%)</b> | <b>118 (4.3%)</b> |

#### CarePoint (Syringe Services) Exchanges and Distributions by Location, January – June 2021

| Exchange/Distribution           | Total          | LEC           | East End Mobile | Vogel         | DayMont Mobile |
|---------------------------------|----------------|---------------|-----------------|---------------|----------------|
| <b>Syringes Exchanged</b>       | <b>159,451</b> | <b>47,364</b> | <b>24,885</b>   | <b>80,788</b> | <b>6,414</b>   |
| <b>Condoms Distributed</b>      | <b>3,782</b>   | <b>1,497</b>  | <b>522</b>      | <b>1,472</b>  | <b>291</b>     |
| <b>Lube Distributed</b>         | <b>2,016</b>   | <b>751</b>    | <b>260</b>      | <b>860</b>    | <b>145</b>     |
| <b>Alcohol Pads Distributed</b> | <b>101,735</b> | <b>33,670</b> | <b>14,965</b>   | <b>48,760</b> | <b>4,340</b>   |
| <b>Cotton Balls Distributed</b> | <b>1,510</b>   | <b>538</b>    | <b>214</b>      | <b>687</b>    | <b>71</b>      |
| <b>Ointment Distributed</b>     | <b>14,148</b>  | <b>5,201</b>  | <b>2,283</b>    | <b>5,934</b>  | <b>730</b>     |
| <b>Cookers Distributed</b>      | <b>10,500</b>  | <b>3,663</b>  | <b>1,704</b>    | <b>4,512</b>  | <b>621</b>     |
| <b>Tourniquets Distributed</b>  | <b>4,210</b>   | <b>1,506</b>  | <b>713</b>      | <b>1,807</b>  | <b>184</b>     |

**Naloxone Distribution and Overdose Reversals**  
**Naloxone Kits Distributed to the Public**  
**January – June 2021**

| Location                            | Kits Distributed | Refills      |
|-------------------------------------|------------------|--------------|
| Addiction Services Outreach Team    | 106              | 0            |
| GROW Teams                          | 6                | 0            |
| PHDMC Medication Assisted Treatment | 0                | 0            |
| Project DAWN                        | 1,083            | 366          |
| Syringe Services                    | 144              | 859          |
| <b>Total</b>                        | <b>1,339</b>     | <b>1,225</b> |

From January to June 2021, Montgomery County agencies **distributed 1,339** Naloxone kits to new recipients and **refilled 1,225** for a **total of 2,564 kits**. This is a **9% decline** from the first half of 2020 when there were a total of 2,814 kits distributed.

*Note: For the purposes of this report, we will refer to Narcan® Nasal Spray by its generic name Naloxone.*

**Agencies Carrying Naloxone**  
**Montgomery County, January – June 2021**

|                                    | # Agencies Carrying Naloxone | # Total Agencies | % Agencies Carrying Naloxone |
|------------------------------------|------------------------------|------------------|------------------------------|
| Law Enforcement                    | 27                           | 29               | 93%                          |
| Fire Department (Non-EMS Vehicles) | 11                           | 24               | 46%                          |
| <b>Total</b>                       | <b>38</b>                    | <b>53</b>        | <b>72%</b>                   |

*Note: In addition, two municipal court buildings, the Juvenile Court and one probation department carry Naloxone.*

**Twenty-seven (27) law enforcement agencies and 11 fire departments' non-EMS vehicles** carry naloxone in Montgomery County.

**Overdose Reversals with Naloxone**  
**Montgomery County, January – June 2021**

| Quarter      | Project DAWN Naloxone Kits Used in Reversals* | Doses Administered by Emergency Medical Services** |
|--------------|---|--|
| January-June | 120   | 1,914  |

\*Source: ADAMHS. Includes overdoses reported to Project DAWN at time of Naloxone kit refill.

\*\*Source: Ohio Emergency Medical Services.

EMS agencies in Montgomery County **administered 1,914 doses** of naloxone in the first half of 2021, **a 9% decrease** when compared to the first half of 2020 (2,100 doses). During this time, **120 kits from Project DAWN were used to reverse overdoses**.

## Drug Seizure

### Law Enforcement Drug Seizures and Forfeitures

The Regional Agencies Narcotics and Gun Enforcement (R.A.N.G.E.) Task Force includes twelve law enforcement agencies in Montgomery and Clark Counties and works to combat drug abuse and trafficking.

Miami Valley Bulk Smuggling Task Force includes six agencies that conduct criminal investigations utilizing their investigative authority to protect the citizens of the Miami Valley by disrupting and dismantling international drug trafficking organizations.

Dayton Police Department's (DPD) Narcotics Bureau drug seizures are also listed below.

#### Regional Agencies Narcotics and Gun Enforcement (R.A.N.G.E.) Task Force Drug Seizures January – June 2021

| Drug                                 | Jan-June |
|--------------------------------------|----------|
| Cocaine (grams)                      | 1,861    |
| Crack Cocaine (grams)                | 523      |
| Heroin (grams)                       | 74       |
| Fentanyl (grams)                     | 522      |
| Marijuana (grams)                    | 28,375   |
| THC Candies, Oil, Vape, Hash (grams) | 673      |
| Methamphetamine (grams)              | 14,361   |
| Opioid Pain Pills (pills)            | 7,253    |
| LSD (grams)                          | 27       |
| Ecstasy (grams)                      | 300      |

#### Miami Valley Bulk Smuggling Task Force Drugs Removed or Forfeited, January – June 2021

| Drug                    | Jan-Jun |
|-------------------------|---------|
| Marijuana (grams)       | 146,513 |
| Cocaine/Crack (grams)   | 2,000   |
| Heroin (grams)          | 1,064   |
| Fentanyl (grams)        | 2,982   |
| Methamphetamine (grams) | 4,566   |

#### Dayton Police Department Narcotics Drug Seizures January – June 2021

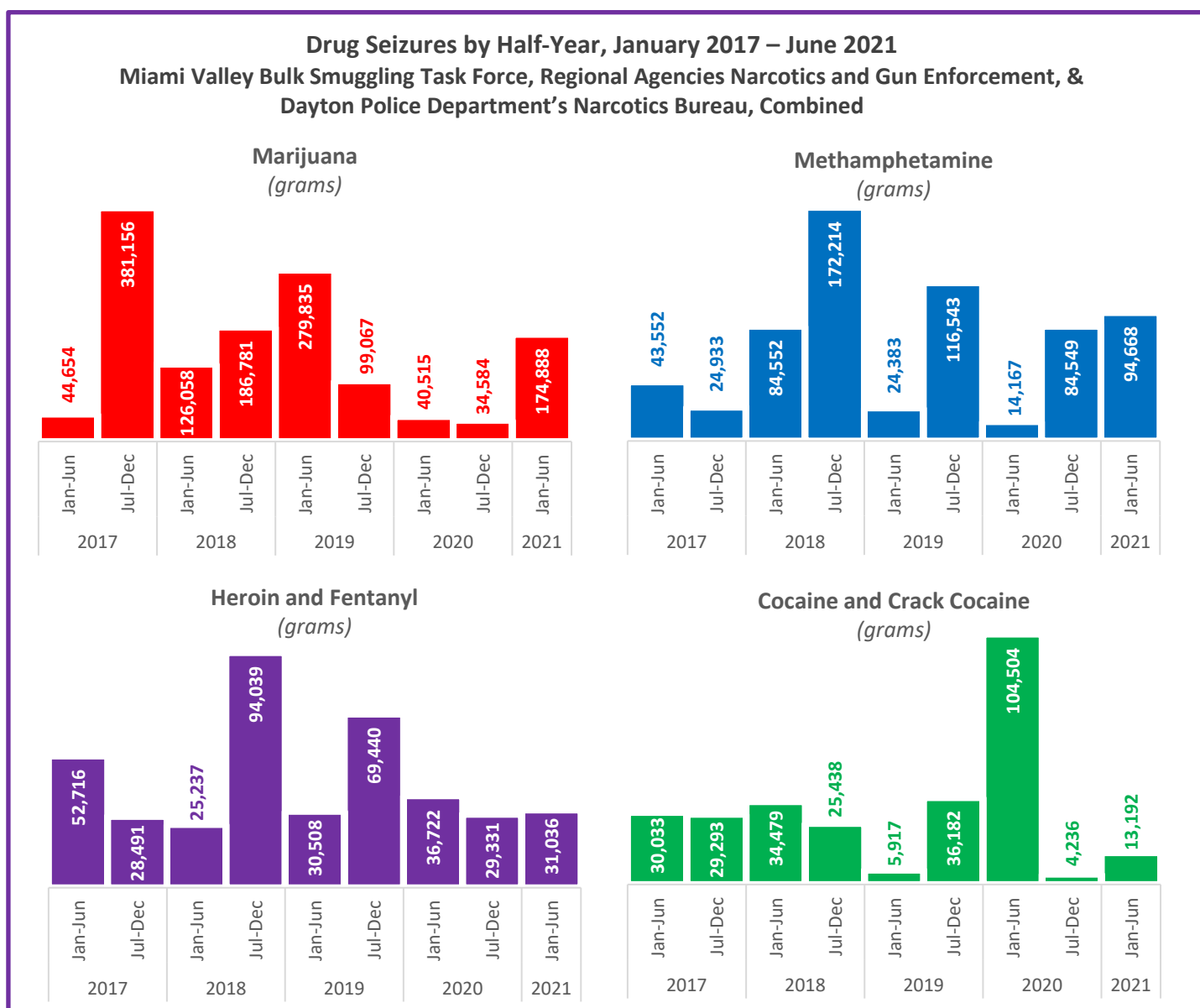
| Drug                          | Jan-Jun |
|-------------------------------|---------|
| Cocaine/Crack (grams)         | 8,808   |
| Heroin (grams)                | 484     |
| Methamphetamine (grams)       | 75,741  |
| Fentanyl (grams)              | 25,910  |
| Other Drugs (grams)           | 116     |
| Drop Box (lbs)                | 577     |
| Pharmaceuticals (dosage unit) | 8,808   |

*Note: A full list of agencies participating in R.A.N.G.E. and Miami Valley Bulk Smuggling Task Force is available in the addendum.*

## Drugs Seized

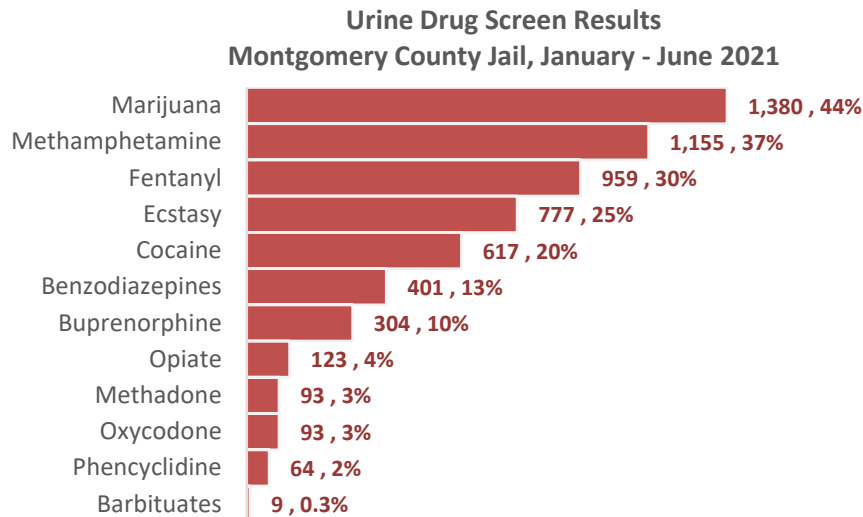
Drugs seized by law enforcement provide a snapshot of drugs present in the community. Between January and June of 2021, the Miami Valley Bulk Smuggling Task Force, R.A.N.G.E., and Dayton Police Department's Narcotics Bureau seized a combined 174,888 grams of marijuana, 94,668 grams of methamphetamine, 31,036 grams of heroin and fentanyl, and 13,192 grams of cocaine and crack cocaine.

Seizures of heroin/fentanyl have decreased compared to the first half of 2020. The number of grams of methamphetamine seized was 6.7 times higher than in the previous time period while the number of grams of marijuana seized was 4.3 times higher. The number of grams of cocaine seized decreased 87%.



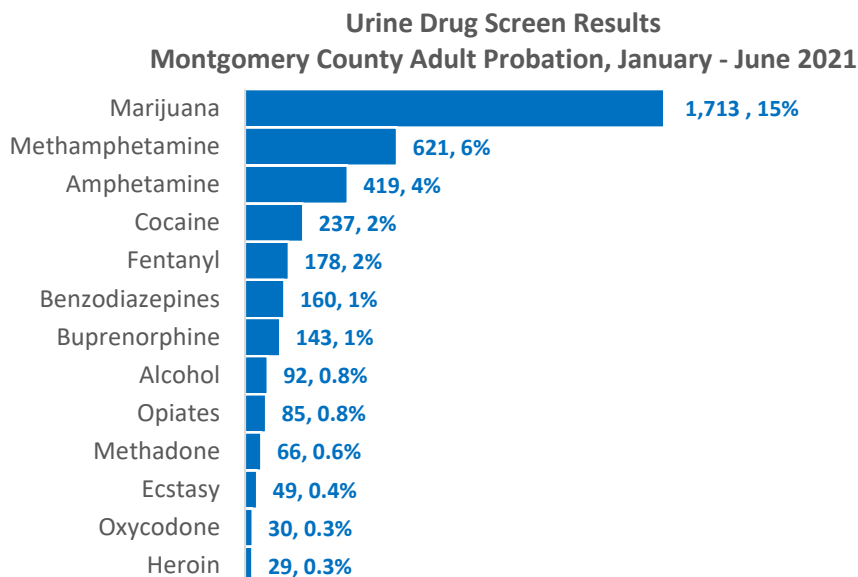
## Drug Screen Results

The Montgomery County Jail conducts urine drug screenings upon consent for individuals who enter the jail. Screenings are offered to all individuals who enter the jail by NaphCare, the jail's medical services provider, to support care management. Individuals may be offered detoxification support, continuation of medication assisted treatment, or referral to treatment upon release.



Source: Montgomery County Sheriff's Office

Of the 8,396 individuals who were booked into the jail between January 1st and June 30th, **37% consented to a urine drug analysis** as part of a medical screening (3,149 of 8,396). Of the 3,149 who consented to a drug screening, 44% tested positive for **marijuana**, 37% for **methamphetamine**, and 30% for **fentanyl**.



Source: Montgomery County Adult Probation

Between January and June 2021, Montgomery County Adult Probation performed 11,260 urine drug screens. Fifteen percent (15%) tests were positive for **marijuana**. Six percent (6%) of tests were positive for **methamphetamine**.



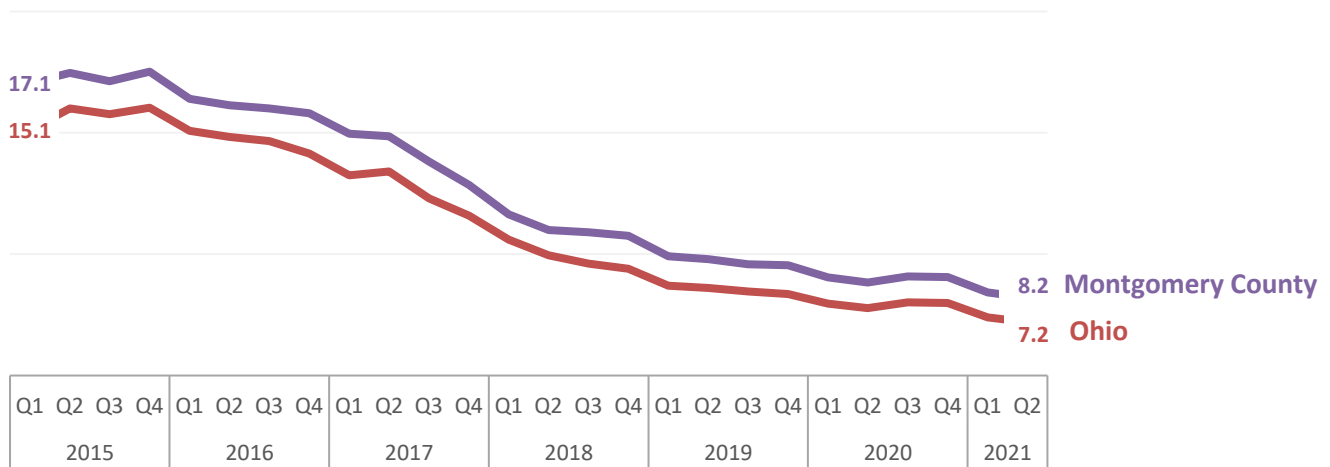
## Prescription Opioids

### Prescriptions by Quarter

#### Ohio Automated Rx Reporting System (OARRS)

The Ohio Automated Rx Reporting System (OARRS) allows prescribers and pharmacies to monitor opioid prescriptions and address overprescribing and “doctor shopping” in the state of Ohio. The charts below represent the number of doses dispensed per capita; this is the total number of doses sold to patients at pharmacies divided by the total population.

**Opioid Doses Dispensed per Capita  
Montgomery County and Ohio; January 2015 - June 2021**

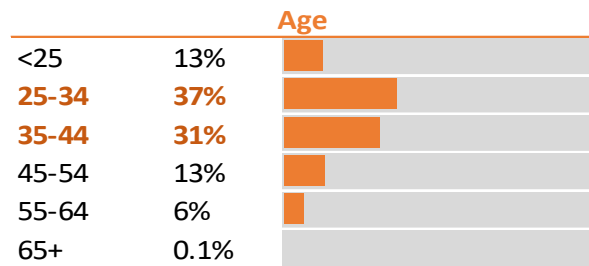
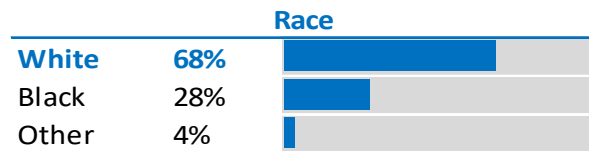


Between 2015 and June 2021, the rate of opioids dispensed per capita was **higher in Montgomery County** than in the State of Ohio. The number of opioid doses dispensed per capita has **decreased** consistently since 2015 in both Montgomery County and Ohio.

## Treatment

Montgomery County’s Alcohol, Drug Addiction & Mental Health Services (ADAMHS) funds treatment and recovery supports for Substance Use Disorder through 16 providers, including 9 who provide medication assisted treatment. Between January and June 2021, **1,748 Montgomery County residents received services** through Greater Office Solutions Helper (GOSH), a billing system used by the majority of Ohio ADAMHS Boards to pay for contracted services.

In Montgomery County, this includes services paid for by the Human Services Levy. Services include early intervention, recovery housing, peer support services, outpatient services, partial hospitalization, clinically managed high-intensity residential services, and medically monitored inpatient services. Providers include Daybreak Inc., Eastway Corp., Goodwill Easter Seals Miami Valley, MonDay Community Correctional, Nova Behavioral, Project Cure, Public Health Addiction Services, Samaritan Behavioral Health Incorporated – OneFifteen, South Community, TCN Behavioral Health, Women’s Recovery Center, Family Services Association, and Urban Minority Alcoholism & Drug Abuse Outreach Programs (UMADAOP).



Between January and June 2021, **1,748 Montgomery County residents received services for Substance Use Disorder (SUD)\*** through GOSH. Of those:

- **Sixty-eight percent were White**, 28% were Black. This is similar to 2020.
- **Fifty-seven percent were men**, 44% were women. This is similar to 2020.
- Individuals **between the ages of 25 and 44** represented 68% of those who received SUD services. This is similar to 2020.

Notes:

**\*Diagnoses include:** F10 (Alcohol), F11 (Opioids), F12 (Cannabis), F13 (Sedatives), F14 (Cocaine), F15 (Stimulants), F16 (Hallucinogens), F17 (Nicotine), F18 (Inhalants), and F19 (Other psychoactive substances/multiple drug use).

**Data Limitations:** These are only individuals enrolled in GOSH. This does not represent the total Montgomery County population due to the federal CFR 42 Part 2 rule restricting the sharing of Medicaid-only SUD patient data with county boards by OhioMHAS.

## Addendum

### **R.A.N.G.E. Agencies Include:**

- Homeland Security Investigation
- Montgomery County Sheriff's Office
- Clark County Sheriff's Office
- Clayton Police Department
- Dayton Police Department
- Englewood Police Department
- Five Rivers MetroParks Law Enforcement Department
- Franklin Police Department
- Germantown Police Department
- Jackson Township Police Department
- Miami Township Police Department
- Ohio State Highway Patrol

### **Miami Valley Bulk Smuggling Task Force Agencies Include:**

- Montgomery County Sheriff's Office
- The Ohio State Highway Patrol
- Miami Township Police Department
- Butler Township Police Department
- Ohio Bureau of Criminal Investigation
- Homeland Security Investigations
- Montgomery County Prosecutor's Office